


THE GRAPEVINE GARDEN CLUB NEWSLETTER

# THROUGH THE GRAPEVINE



TUESDAY, MARCH 22, 2011

*Stacy's Furniture & Accessories*

Community Room, 3<sup>rd</sup> Floor

1900 South Main, Grapevine

**Social 9:30 A.M.**

**Meeting and Program 10:00 A.M.**

*We thank our members for continuing to carpool and park in the outer slots to allow Stacy's customers to park near the store entrance.*

THANK YOU TO OUR HOSTESSES: Margie Salame (Chair), Bev Bravo, Margaret Collins, Denise Hines, Margaret Hutchins, Barb Morrell, Elayne Vick.

## MARCH PROGRAM

### "Square Foot Gardening"

**Pat Abramson**



Our program presenter this month will tell you how to grow twice as much in half the space, reduce watering by half, and eliminate weeding. You'll learn how to create a garden plot in one day, with no tilling needed and without using your own soil ("above-ground" planting). You'll also learn how you can have a waist-high garden slightly larger than a card table, and grow enough produce for two people with less than an hour's maintenance each week.

Our presenter, Pat Abramson, a city girl all her life, moved to the middle of nowhere 10 years ago from North Dallas. She and her husband began to grow vegetables the way that made sense to them – square foot gardening. To their neighbors' amazement, they produced huge heads of cabbage and all the vegetables they could eat, can, and give away.

After Pat got her feet wet learning how to grow vegetables, she was introduced to the concept of "companion planting" and fell in love with herbs. She has been the herbs instructor for new Master Gardeners-in-training in Hunt County for the past five years.


[WWW.GRAPEVINEGARDENCLUB.COM](http://WWW.GRAPEVINEGARDENCLUB.COM)



## MARCH 2011

### PRESIDENT'S MESSAGE

Spring snuck up on me this week. I was very involved in so many things, some joyful and some sad, that I forgot to look around and notice what was happening. My spirits were immediately lifted when I saw some trees beginning to flower, first signs of greening on some of the big trees, and daffodils blooming in my yard. I can't imagine what life would be like without my garden and the beauty of nature. I know that as garden club members, we share this love of nature's beauty.



There are so many ways we can pass this joy along to others. Soon our gardens will be a source of wonderful flowers that we can take to friends and family who are not able to get outside and enjoy them firsthand. I treasure so many plants in my yard that were given to me by friends. They remind me each year of the invaluable relationships that fill my life. I try to share my garden with friends by passing on my plants to them.

It's my hope that you will share your garden with others. Pass those plants and flowers along to people without a garden to enjoy, and contribute your gardens' excess bounty of plants to our amazing annual plant sale.

- Sarah Erickson, President




### CALENDAR OF EVENTS

Date	Event	Location
March 16	Ft Worth Garden Club Council Meeting	Ft Worth Botanic Garden
March 22	<b>GGC General Meeting</b>	Grapevine - Stacy's Furniture
March 26-27	Ft Worth Orchid Society Sale	Ft Worth Botanic Garden
April 2	<b>Spring Plant Sale</b>	Ft Worth Botanic Garden
April 17	Southlake Garden Tour	Southlake
April 19	<b>Gardeners on the Go (GOG) Tour - Ft Worth Nature Center and Refuge</b>	Ft Worth Nature Center
April 21	Tarrant County Master Gardeners Tour	Grapevine and Colleyville
April 23	Ft Worth Iris Society Show	Ft Worth Botanic Garden
April 26	<b>GGC General Meeting</b>	Grapevine - Stacy's Furniture
April 30	<b>GGC Annual Plant Sale</b>	Grapevine
May 4	<b>GOG - Oak Grove Ballfield Complex Tour</b>	Grapevine
May 18	Ft Worth Garden Club Council Meeting	Ft Worth Botanic Garden
May 21	Ft Worth Herb Society Festival	Ft Worth Botanic Garden
May 24	<b>GGC Spring Luncheon</b>	Grapevine
June 4	North Texas Daylily Society Flower Show	Ft Worth Botanic Garden
June 9	<b>GOG - Botanical Research Institute of Texas</b>	Ft Worth Botanic Garden



MARCH 2011



## GRAPEVINE GARDEN CLUB SPRING LUNCHEON

### “SOWING SEEDS AND GROWING FRIENDSHIPS”

**Tuesday, May 24**

**Arrival Social 10:30 A.M. Lunch 11:00 A.M.**

**Meeting 11:45 A.M.**

**at the**

**Trawick Pavilion on the shores of Grapevine Lake**

**Valerie Reed, Coordinator**

You are invited to celebrate another successful Garden Club year at the Annual Spring Membership Luncheon. Dine on the many delicious salads and desserts provided by members. Enjoy the company of gardening friends, witness the installation of 2011-2012 officers and visit with our scholarship award winners. It will be a casual affair with us lunching on picnic tables under the pavilion. Members will have the opportunity to bring a guest.

You will have the opportunity to sign up for the luncheon at the March and April General Meetings. Be thinking about a potential guest and your contribution of a salad or dessert.

If you wish to serve as part of the luncheon work crew, please contact Edie Williams (Yearbook page A-56).

#### **RSVP, Yes Only by MAY 17**

If you are inviting a guest, please contact Linda Barraclough (Yearbook page A-3) with your guest's name.




Val Reed,  
Luncheon  
Coordinator





## MARCH 2011



WELCOME TO OUR  
NEW MEMBERS  
WHO JOINED IN  
FEBRUARY 2011

Laura Flaherty, Southlake  
Sally Beaumont Lee, Southlake  
Sharon Swagerty, Southlake  
Miriam Ward, Grapevine

### PLANT SALE NEWS UPDATE: JUST UNDER 8 WEEKS AND COUNTING!!!!

Reminder - Plant Sale Dates – Can't Attend the Royal Wedding? Come to the plant sale instead. We will treat you Royally! April 29<sup>th</sup> Plant Sale Setup and Member Pre-Sale; April 30<sup>th</sup> Plant Sale

Did You Know? – About one half of our plant sales come from the plants that you dig and donate from your yards. We count on these plants to draw the public, for whom interesting, fairly priced heirloom plants are a big part of our plant sale. See January GGC newsletter for a list of desired plants. If you need help with a supply of pots, markers, etc., please contact Chuck Voelker. (Yearbook page A-54)



Plant Sale Digging Parties – The cool weather did not deter the plant sale diggers. Our first dig netted 70 one gallon pots. Thanks to "diggers" Joyce Quam, Colleen Connor, Val Reed, Chuck Voelker, Paula Wilson, Peggy Harris, and Karen Rice (not shown). (See photo, right)

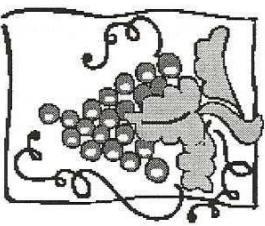
Plant Sale Dig Sites Needed - We need your plants! If you have plants that you would like to offer to the garden club for the plant sale, and need a "Plant Dig Event" coordinated, please contact Val Reed (Yearbook page A-43).

Plant Sale Volunteers – If you have not yet volunteered to help with the plant sale, and want to sign up to help, please contact Karen Rice (Yearbook page A-44), 2011 GGC Plant Sale Chairman



Advertisement - Please print out the flyers (on the following page) for the annual plant sale and distribute to your family, friends and colleagues.





**PLANT SALE**  
**GRAPEVINE GARDEN CLUB**  
**ANNUAL PLANT SALE**

**SATURDAY, APRIL 30, 2011**

**8:00 A.M. - 1:00 P.M.**

**At the Farmer's Market**

**(by the Gazebo on Main Street)**

**Grapevine, Texas**

Featuring the versatile and colorful verberna

Annuals and Perennials

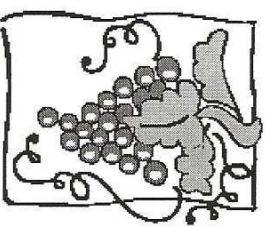
Texas Natives

Heirloom Plants - from GGC Members' Gardens

Plants for Sun and Shade

Herbs ... and Much More!!

*Proceeds Benefit the Club's Scholarship Program and  
Grapevine Civic Projects*



**PLANT SALE**  
**GRAPEVINE GARDEN CLUB**  
**ANNUAL PLANT SALE**

**SATURDAY, APRIL 30, 2011**

**8:00 A.M. - 1:00 P.M.**

**At the Farmer's Market**

**(by the Gazebo on Main Street)**

**Grapevine, Texas**

Featuring the versatile and colorful verberna

Annuals and Perennials

Texas Natives

Heirloom Plants - from GGC Members' Gardens

Plants for Sun and Shade



Herbs ... and Much More!!

*Proceeds Benefit the Club's Scholarship Program and  
Grapevine Civic Projects*



MARCH 2011

## CIVIC COMMITTEE DISTRIBUTES MORE SEED MONEY




In March, members of the Civic Committee and Executive Board approved two new seed money awards.

The first award of \$200 goes to Timberline Elementary School to be used for improvements to their garden. Master Gardener and Garden Club member, Shari Stanfield, along with PTA members and students, plan to grow vegetables and plant a butterfly garden. The award will be used for dirt, mulch, plants, and other much needed supplies.


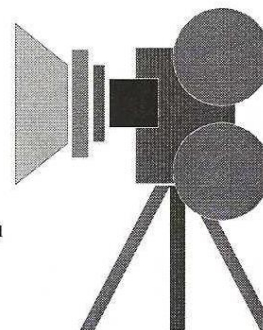
The second award of \$200 goes to Grapevine Middle School for their Outdoor Learning Center and Nature Trail. Science teacher Douglas Eason is heading up this project. He has been working for over a year on plans and approval. Located east of the school with a natural creek and native trees, this area has unlimited possibilities. We'll have more information on this project as it gets underway.

We still have some seed money funds available for worthy applicants. Information and applications are available on our website or contact Paula Jones, Civic Coordinator. (Yearbook page A-24)

## EARTH DAY EXPO AND MOVIE



The city of Grapevine will be hosting a special event for Earth Day called "Taking Care of Mother Earth." This will take place on April 22 at the Palace Arts Center from 1:00 P.M. to 6:00 P.M. The Garden Club has been asked to host a table related to butterflies. This will be an interesting afternoon and we will need help from anyone who is interested in children, butterflies, the environment or just having fun with friends. If you would like to join us, please contact Barbara Oldani. (Yearbook page A-38)



Laura Ball  
Moira Brunken  
Dinah Chancellor  
Jimmie Nell Cook  
Sandy Kancavicus  
Catherine LaCroix  
Carole Lee

**GGC  
Members  
Celebrating  
March  
Birthdays**

Carol Marchant  
Lyvon Overton  
Cheryl Parkinson  
D'Ray Rice  
Sharron Spencer  
Mary Jo Tellin  
Paula Wilson



MARCH 2011



SPIN INTO SPRING GARDEN TOUR  
APRIL 17<sup>TH</sup> 2011 IN SOUTHLAKE  
10:00 A.M. – 4:00 P.M.

Be sure to mark April 17<sup>th</sup> on your calendars for this year's Southlake SPIN Into SPRING Garden Tour. The tour is presented jointly by *SPIN (Southlake Program for the Involvement of Neighborhoods)*, Keep Southlake Beautiful, and the Perennial Garden Society of Southlake.

For 2011, SPIN Into SPRING selected six beautiful gardens that showcase a variety of landscapes and gardening styles. During the tour of the gardens you will discover outstanding examples of a multi-level patio garden, a landscape which optimizes extensive use of shade, a totally organic garden that takes advantage of a sunny hillside, a design combining the virtues of both sun and shade, an extensive outdoor entertainment area and a beautiful landscape designed specifically to be environmentally and wildlife friendly.


In addition to an opportunity to view some of the premier gardens in Southlake, SPIN Into SPRING traditionally strives to provide tour participants with information and understanding of responsible gardening related practices. To achieve this goal, Tarrant County Master Gardener's will be in each garden to answer questions. Experts on related topics such as composting, water wells, and wildlife rehabilitation will be also be on hand.

The wildlife habitat garden of our own Grapevine Garden Club member Dinah Chancellor and her husband Dr. Ray Chancellor will also be one of the six featured gardens. At 1:00 P.M. on the day of the tour, Dr. Chancellor, chairman of the Southlake Ornithological Society (and our GGC January speaker) will be in his garden to speak and answer questions on "Creating a Backyard Bird Habitat."



The Chancellor's Wildlife Habitat Garden

Advanced tickets are \$8 and will be available at the March GGC meeting. Additional ticket outlets are Calloway's locations in Southlake, Hurst, Arlington and Flower Mound, Central Market in Southlake and the Southlake Library. Tickets sold the day of the tour are \$10 and available at the above locations or at any of the gardens. Go to <http://www.keepersouthlakebeautiful.com/> for garden locations.



CHILDREN'S PROGRAM AT THE GRAPEVINE  
BOTANICAL GARDENS (PEWITT PAVILLION )  
BLUEBELL BASKETS

Recycling is very important these days. Make art from already used items and decorate a Spring basket with your art work. We will plant grass seeds in your decorated basket. This session includes a story time and craft activity. **Tuesday, March 15. 4:00 - 4:45 P.M. Ages 3-6 Fee \$5**





## TIME AND TALENT DOESN'T HAVE AN AGE LIMIT FEBRUARY BIRTHDAY CELEBRATIONS AT THE LANCASTER

by Joetta King



### Grapevine's Musical Friend - Bernice Hatcher

Photo - 1991 - Grapevine Civic Center

Grapevine's civic, service, spiritual, social, and governmental organizations came together on February 21 to celebrate Bernice Hatcher's 100<sup>th</sup> birthday and to express thanks for her many years of service to the community and for bringing music to literally thousands of gatherings, meetings, and events. During the birthday celebration, GGC representative Joetta King, presented a certificate and card to Bernice in acknowledgement of her contribution to the club.

At the age of 80, Bernice joined the Grapevine Garden Club and from 1991-1995 graciously entertained at numerous parties and events including the District II garden club convention and the Texas Arbor Day celebration, both of which were held in Grapevine.

Her ability to play countless tunes without printed music amazed listeners. How blessed the garden club was to have this fashionable, glamorous lady with her gracious manner and wonderful smile as a member.

### Owner of the most planted acre in Texas — Edith Pewitt

If you drive past the Pewitt landscape, you will see a sign that declares that it is the most planted acre in Texas. When Edith hosted numerous student nature tours and GGC events, it was quickly apparent to guests that her landscape contained an overwhelming number of horticulture specimens including more than 200 species of trees. How appropriate that the cake for Edith's 85<sup>th</sup> birthday celebration on February 27 would have a design reflecting her love of plants and nature.



The Ed and Edith Pewitt Educational Center at the Grapevine Botanical Gardens continues the legacy of their desire to share with both children and adults an appreciation and love of nature. A permanent outdoor teaching center, the pavilion serves as a gathering place for tours and special events within the Grapevine Botanical Gardens and provides a place where educators and group leaders teach children and adults.

Photo 2007 - Pavilion Ribbon Cutting

Edith has served in many capacities since joining the GGC in 1986, and her contributions are endless. Although her current health limits participation in activities, her influence continues in supporting the club's goals. Edith exemplifies the value to an organization of membership commitment and involvement.



## A SANCTUARY GARDEN

By Toni Moorehead, Master Gardener

What is a sanctuary garden?


*Sanctuary* is defined as "**a place of refuge and protection.**"

According to the authors of **The Sanctuary Garden: Creating a Place of Refuge in Your Yard or Garden** there are seven elements that make up a sanctuary garden.

I have outlined these elements below, along with pictures to show how they can be incorporated into your garden.

### *Entrance:*


This can be a formal gate or arch or an informal path set off by shrubs — something that says you are now entering a special place.



In this garden an **entrance** was constructed of stone columns and an iron arch with grapevine detailing. Grapevines were planted on each side of the columns.

### *Water:*

Water features (fountains or ponds) create a soothing and inviting sound, attracting garden visitors, both human and wildlife.



### *Color and Lighting:*

**Color** can be added through plant material or possibly even a painted wall or fence to elicit emotion or comfort.

Repeated use of plant material in **purple, blue, pink, and yellow** flow throughout the garden.




Artificial or natural **lighting** can be used to create a mood, but also to enhance safety in the garden. Location of trees, shrubs, and grasses can either bring needed shade to the garden or capture the natural light at different times throughout the day.

(Continued)




A SANCTUARY GARDEN, *cont.*




This pink muhly grass glows when the morning light hits its smoky plumes.

Landscape lights illuminate the garden at night, adding yet another dimension.



*Seating Areas:*

Seating areas provide a place of rest for the body and soul, allowing the garden visitor to sit a spell and take in all of the sights, sounds, and smells of the garden.



*Natural features:*


Use of rocks, wood, natural fences, screens, trellises, wind, and sound bring natural elements into the garden to evoke emotion.



Boulders and river rock form a dry creek bed. Wind chimes create a gentle sound in the breeze.

*Art:*

Elements of art enhance the overall mood of the garden and evoke a connection to the sanctuary space.



Iron work can add a touch of whimsy. The patina finish on this statuary adds an old-world feel.

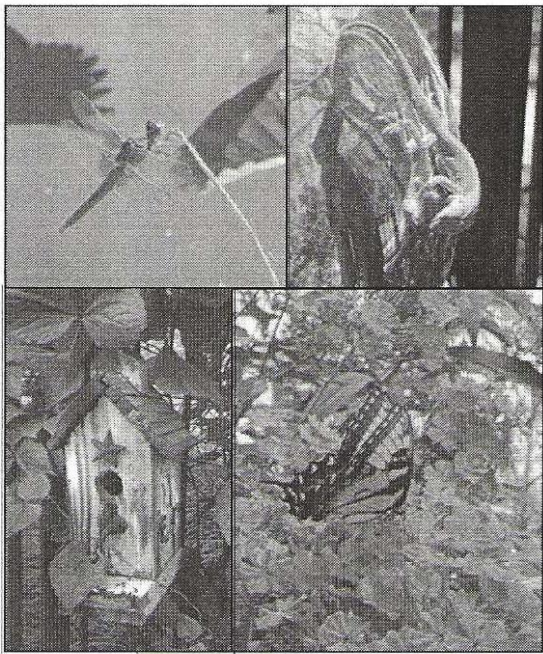
(Continued)



## A SANCTUARY GARDEN, *cont.*

### *Wildlife Habitat:*


Attracting a diversity of wildlife to share your garden sanctuary is the final element. This can be achieved through water or plants or providing shelter for visitors of the critter kind.



I hope you are inspired to incorporate these elements into your garden space to make it a place of *sanctuary*.

Once you've created your sanctuary space, take the time to enjoy the fruits of your labor. Use that seating area to rest and appreciate the beauty and serenity around you. Listen for the sounds, watch the wildlife attracted to your garden, and stop and smell the proverbial roses.

<http://signaturegardens.blogspot.com>




### GARDENS ON VIEW

In spite of the cold temperatures Mother Nature bestowed on us, our intrepid gardeners have persevered. Garden tours will follow the March GGC general meeting. Details will be available at the meeting.



## MARCH 2011

*It's time to begin thinking about FLOWERCADE.*



### FLOWERCADE APRIL 16 - 17

Flowercade is something we do as a club. We participate in the show as part of our Gold Star rating and it is different from anything else we do. As always, we have fun.



Flowercade is a garden show that has been sponsored for over 50 years by the Fort Worth Garden Club Council. We are all members of the Council through our membership in the Grapevine Garden Club. As members we are always invited to the Fort Worth Council meetings which are held the 3<sup>rd</sup> Wednesday, 9:30 A.M. at the Fort Worth Botanic Garden Center.

The next meeting of the Fort Worth Council will be held on Wednesday, March 16<sup>th</sup>. The topic will be *Interpreting a Flower Show Schedule*, presented by Ann Parker. She will interpret our Flowercade schedule and show us interesting design ideas. Please feel free to attend this presentation which will help us prepare us for Flowercade this year.

Flowercade "*The Language of Flowers*" will be held on April 16-17. The show has two sections, horticultural and design. Many of our club members have always participated in the horticultural section. Members enter specimens of flowers, plants, or potted plants for judging. Winners are awarded ribbons, and our club has received several "Best of Show" awards.

Our club will collect and ready horticulture specimens on Friday, April 15<sup>th</sup>. We will provide details about horticulture specimens at the March 22<sup>nd</sup> Grapevine Garden Club meeting and in the April newsletter.

The design section is more challenging, but great fun. The categories consist of large floral designs, table settings, and artistic crafts. Some of our members are quite experienced in floral design. Those with an artistic nature may feel inspired to enter the table setting category. You are all urged to participate in the design section of Flowercade.

Included on the next 2 pages is all the information you will need to enter a design. Please read it carefully. If you are interested in entering a design, please let us know as soon as possible so that space can be reserved for you. Or, if you have any questions, please contact René Herndon. (Yearbook page A-20)

#### Examples from the Flowercade brochure of arrangement titles that carry the *Language of Flowers* theme:

- |  |   |
|--|---|
| ☼ Send Acacia, Baby's Breath and Gardenias to tell of your secret love | ☼ Send Red Roses for Passionate Love....Coriander for Lust                      |
| ☼ Yellow Hyacinth to show your jealousy                                | ☼ Protection with Juniper from Larkspur's Fickleness and Snapdragon's Deception |
| ☼ Aster for Daintiness   | ☼ Marigolds comfort the heart   |
| ☼ Bluebells for Humility   | ☼ Pansy for Thoughts  |


(continued)





MARCH 2011

FLOWERCADE, cont.



## *The Language of Flowers*

### **Division II - Design Sections & Classes**

**Section A Eligible for Designer's Choice Award, NDAF, and Award of Design Excellence.** Exhibitor has complete freedom of choice in plant material and components.

**Class 1 "Art in Bloom"**

**Art Interpretation** A Creative Design interpreting your favorite art work. Staged on one-half of a six foot table (30 in x 36 in). Exhibitor provides art work to be interpreted and any additional staging.

**Class 2 "Floral Abstraction"**

**A Collage Design** On a panel or background, any size but not to exceed 30 in x 40 in. Staged in a frame, table top easel or attached to a niche.

**Class 3 "Flower Sentiments"**

**A Still Life** A Creative or Traditional Design, staged on one-half of a six foot table. A grouping of objects dominates and interprets the theme. Some plant material must be included.

**Section B Eligible for the Table Artistry Award, NDAF, and Award of Design Excellence.** Exhibitor's choice of Traditional or Creative Design with fresh and/or dried plant material and any other components.

**Class 4 "Affairs of the Heart"**

**A Functional, Informal Table for Two** Exhibitor to provide own table. To be viewed from all around.

**Class 5 "Picnic in the Garden"**

**An Alfresco Picnic for two**, staged on a park bench. Benches to be provided by Show committee. To be viewed from the front.

**Class 6 "Daphne-Sweets to the Sweet"**


**A Functional Capsule Table for one.** Design unit is to be appropriate in size to allotted space of one-fourth of an eight foot table. Staged to be viewed from the front

**Section C: Eligible for Tricolor Award, NDAF, and Award of Design Excellence.** Plant material used must be all fresh. Decorative wood is not permitted, however non-plant material may be included and may dominate.


**Class 7 "Let Your Garden Speak to You"**

**A Traditional or Creative Design** made in a little red wagon. Wagon box is 7 in x 13 in painted red with VEGETABLES stenciled in white on one side. Wagon will be provided by the Show committee. Staged on one-half of six foot table.

(continued)







MARCH 2011

## FLOWERCADE, cont.

### Class 8 "Betony for Surprise, Crocus for Mirth"

A **Traditional or Creative Design** staged on a child's stool. Milk stool is 12 ½ in tall with 8 ½ in round top, white washed. Stool will be provided by the Show committee.

### Class 9 "Welcome and Comfort"

A **Traditional or Creative Design** staged on a small occasional table. Table to be provided by the exhibitor.



## HELPFUL DEFINITIONS

**Abstract Creative** - A Creative Design in which the selection, treatment and manner of organization of plant materials and other components are chosen in order to contribute toward a non-realistic, non-naturalistic and non-representational design.

**Alfresco** - Alfresco Table – dining out-of-doors: may be any degree of formality. Considerations: decorative unit should be constructed to not blow over in the wind. If used, candles would need to be shielded from wind. Example: Hurricanes, votives, and battery.

**Artificial** - Imitation flower, foliage, branch, fruit, vegetables made or manufactured to **simulate** natural appearance. Artificial plant materials **are not permitted** in a Standard Flower Show.

**Background** - The surface against which an arrangement, or part of an arrangement, is seen. It may be used as a frame of reference or incorporated in the design.

**Capsule Table** - A Functional Table exhibit, restricted to **one place setting**. Must always contain a decorative unit. See "Decorative Unit" and "Functional Table."

**Collage** - An Abstract Creative Design in **low relief, or one dimensional**, created on a background panel with components bonded or glued. May contain low relief fresh or dried plant materials, including found objects, in low relief. Visual depth is obtained by changes in value, overlapping planes and/or juxtaposed in color, pattern and texture.

**Decorative Unit** - In a table design, floral design(s) and other components such as candles, and other accessories, if any.

**Functional Table** - A table exhibit planned and set for actual service of food. Table could actually function for dining as displayed. Usually includes dishes, glassware, table coverings – unless bare table is attractive, napkins, floral design, and any other components needed for the occasion.

**Informal Table** - Characteristics are casual setting and/or appointments. The floral unit is placed for overall effect.

**Still Life** - A grouping of objects and other plant material(s) by which a story is told or a theme interpreted. Some plant material must be included. It may be a floral design if appropriate to the class title, and/or plant material placed where needed for balance, contrast and rhythm.

**Objects must be dominant** and more important to interpretation than plant materials. Objects used are true to function and realistic in size, form and color.



LATEST CLASS OF GGC DOCENTS  
WITH INSTRUCTOR LISA GROVE

